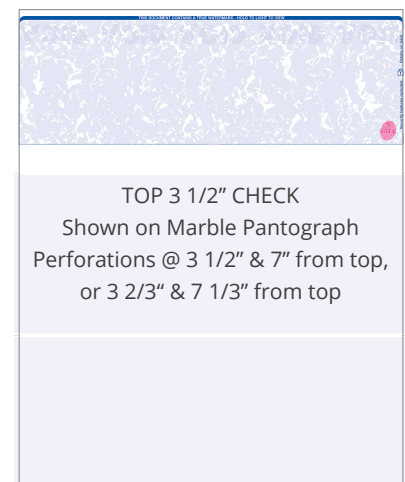
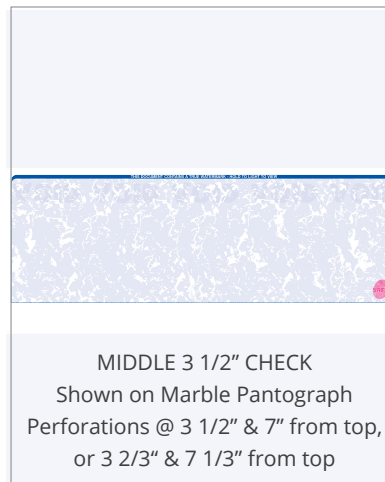
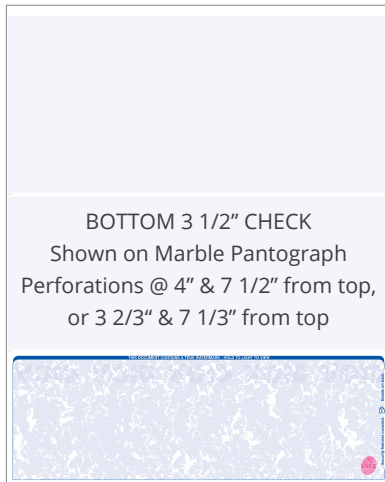


Altec Laser Checks and Envelopes

14 standard printed and paper features for check security



Pantographs Available

These are our most popular but other styles are available.



LINEN



MARBLE

These are our most popular colors but all PMS colors are available.



Process Blue



PMS 342



PMS 175



PMS 300



PMS 3292



Warm Red



PMS 314



PMS 348



PMS 185



Reflex Blue



PMS 151



PMS 201



PMS 281



PMS 471



PMS 208



PMS 423



PMS 464



PMS 209



Black

Security Features

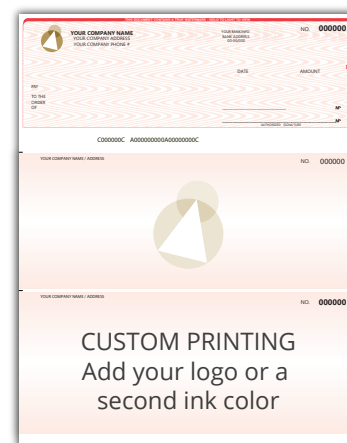
Checksecur Paper Features

True Watermark, Invisible Fluorescent Yellow Fibers
Chemical Reactivity Upon Alteration, UV Dull Basesheet
SecurLaser (toner anchorage on both sides of the sheet)


Printed Security Features

Warning Band On Face, 5/8" MICR Clear Band
Check 21 Compliant, Void Pantograph
Microprint Signature Line Imprinted on Face (Optional)
Thermochromic Ink, Microprinting On Back
Original Document Security Screen On Back
CPSA Certified Padlock Icon With Warning Box On Back

Printing Options



Check Endorsement Backer

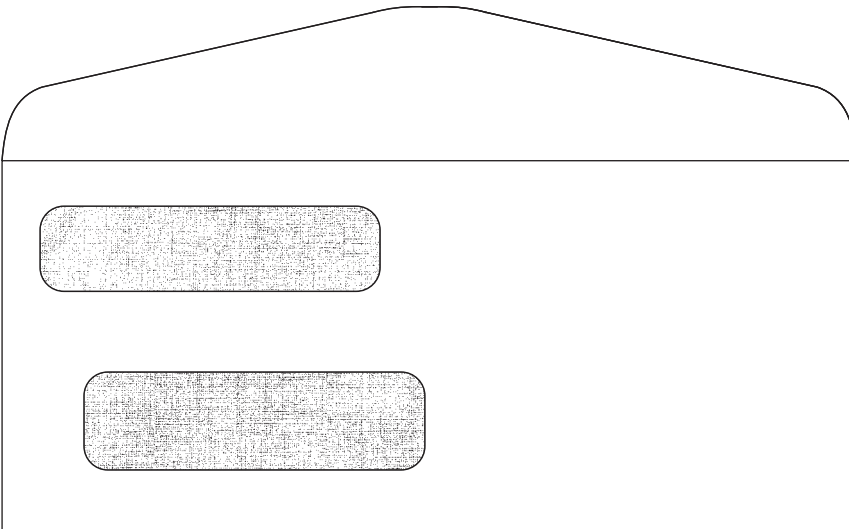


Full Page Non-Negotiable/ Chemical Wash Security Backer

Padlock icon & security features listed

Illustrates our anti-fraud, enhanced security chemical wash back printing

9 Double Window Envelope With Inside Tint - 24# White Wove



Double Window Size and Position Item #PL802-A

Top Window
11 1/16" x 4 1/2", 1/2" from left
2 5/8" from bottom

Bottom Window
1 3/16" x 3 15/16", 1" from left
13/16" from bottom

Not compatible with all software

This is only one example, lots of other options available for STOCK double window envelopes.

23422 Mill Creek Drive, Suite 225, Laguna Hills, CA 92653
800.333.5180 | www.altecproductsinc.com

ALTEC